

Word of the Day

flank - To protect or guard the sides of

Page 86 - The door of the Gathering Hall opened, and the mayor came out, **flanked** by two guards.

~~~~~

The word flank has more than one meaning. Read these definitions for the word **flank**.


1. (noun) The section of flesh on the body of a person or an animal between the last rib and the hip; the side.
2. (noun) A cut of meat from the flank of an animal.
3. (noun) The side of military or naval formation
4. (verb) To be placed or situated at the flank or side of
5. (verb) To protect or guard the sides of

Read the sentences below. Determine which meaning from the dictionary entry is being used for each sentence. Write the corresponding number of the definition in front of each sentence.

1. \_\_\_\_\_ The left **flank** of the unit moved into position for the upcoming battle.
2. \_\_\_\_\_ Lina's right **flank** began to hurt after the long run to deliver the message.
3. \_\_\_\_\_ Lina and Doon had never eaten a **flank** steak.
4. \_\_\_\_\_ Before the mayor would go into the crowd, he wanted to be **flanked** by guards.
5. \_\_\_\_\_ The doors of the green houses were **flanked** with pots of carrots.

~~~~~

What do all the different meanings of **flank** have in common?



Review of Words

endeavor

methodically

plummet

hoist

flank

1. Which word does not belong?

lift, drop, hoist, heave, raise

2. Give a synonym from the list above for **carefully** as it is used in the following sentence.

Every day a team of people **carefully** sorted through the trash heaps in search of anything that might be at all useful. _____

3. Antonyms of the word **plummet** include climb, ascend, and go up. Which of the following is a synonym of plummet?

- a. spring
- b. trudge
- c. nose-dive
- d. lumber

4. Choose the best word to complete the sentence from the vocabulary list above.


The mayor wanted to be _____ ed by his guards.

5. Which word can replace the word **undertaking** in the following sentence?

Nothing about this **undertaking** is certain. There may be no one left in the city by then or no safe place for them to come back to."

The City of Ember - Chapter 5 "On Night Street" & Chapter 6 "The Box in the Closet" Pages 70 - 92

1. What did Mrs. Murdo do to help Lina's family?
 - a) Mrs. Murdo cleaned and cooked for Lina, Granny, and Poppy.
 - b) Mrs. Murdo took Granny to the market.
 - c) Mrs. Murdo helped Lina deliver messages.
2. Lina saw Sadge _____.
 - a) painting his front door
 - b) selling colored pencils at his shop
 - c) yelling to the people of Ember about the Unknown Regions
3. Looper sold the pencils for _____.
 - a) 50 cents each
 - b) \$1.00 each
 - c) \$5.00 each
 - d) \$.75 each
4. Lina bought the green and _____ pencils.
5. While buying the pencils Poppy _____.
 - a) ate candy
 - b) left the shop
 - c) broke the vase
 - d) chewed on the blanket
6. While looking for Poppy _____.
 - a) the lights went out
 - b) Lina fell and cut her hands
 - c) Lina broke her pencils when she ran into the stone wall
7. _____ found Poppy when she was lost.
8. How long was the blackout?
 - a) 7 minutes
 - b) 3 minutes
 - c) 2 minutes
 - d) 10 minutes
9. What did Mayor Cole say at the town meeting?
 - a) A new source of energy had been found.
 - b) Everyone must be patient.
 - c) The city was running out of supplies.
 - d) Solutions were being found.
10. After Mayor Cole's speech the people of Ember felt _____.
 - a) angry
 - b) calm
 - c) content
 - d) excited



11. When Lina got home from the speech Granny was _____.

- a) cooking potato soup
- b) nowhere to be seen
- c) going through the closet

12. Poppy found _____.

- a) Lina's lost drawings
- b) Granny's left shoe
- c) a box with printed paper inside
- d) photographs of their mother and father

13. Why do you think Lina was willing to pay the outrageous price for the colored pencils?

14. Which emotion best describes Lina in Chapter 5 "On Night Street"?

- a) worried
- b) carefree
- c) excited
- d) impatient


15. Jeanne DuPrau used foreshadowing in the prequel to *The City of Ember* entitled "The Instructions". Foreshadowing is a literary device in which an author drops subtle hints about plot developments to come later in the story. Now it looks like Poppy has found a special paper. Do you think she has found the instructions? yes or no

16. Why do you think Jeanne DuPrau used foreshadowing?

Constructed Response - Problems and Solutions


Common Core RL.1
(analysis of text & inferences)

The illustrations in the chart below are clues to some of the problems that Lina faced in *Chapters 5-6*. Fill in the chart to explain the problem. Beside each problem, write how Lina reacted to the situation or solved the problem.



Problem _____

Solution _____



Problem _____

Solution _____



Problem _____

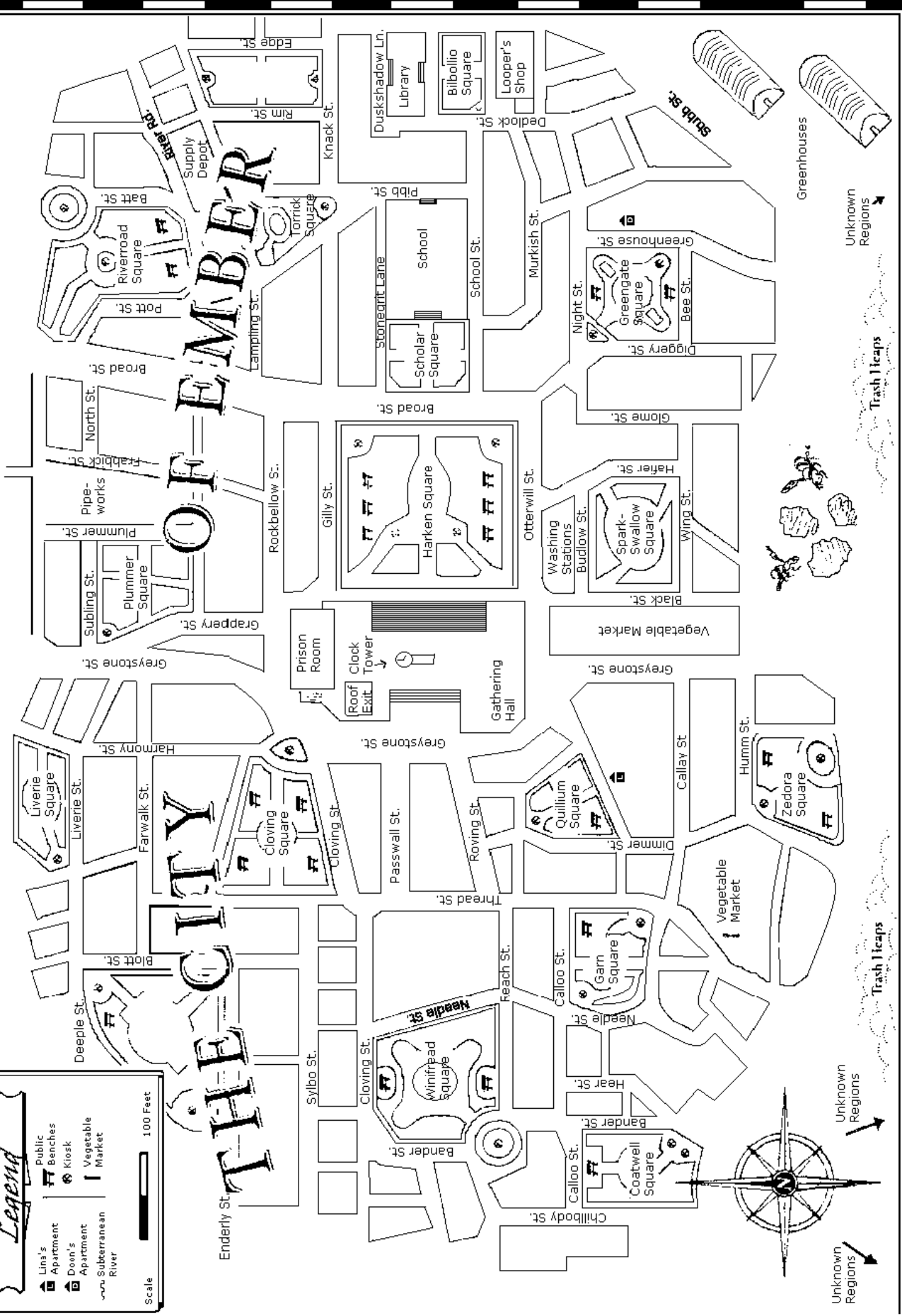
Solution _____

Legend

- Lina's Apartment
- Public Benches
- Down's Apartment
- Vegetable Market
- Subterranean River
- Kiosk
- Market

Scale 100 Feet

THE CITY OF EMBER



Compass Directions



Using the map of Ember find the following locations:

- river
- greenhouses
- school

The information from page 43 will help you. "Doon knew he was standing beneath the north edge of Ember. In school, you were taught to remember the directions this way: north was the direction of the river; south was the direction of the greenhouses; east was the direction of the school; and west was the direction left over, having nothing in particular to mark it."

Using the map of Ember follow the directions in Chapter 5 to track Lina's Path. Begin by finding Lina's home. Look at the legend and find the symbol that represents Lina's apartment. Circle Lina's home.

- So that afternoon she set out for Night Street. (Which direction is Lina going to go from her apartment if she is heading for Night Street?)
- On Budloe Street, people were standing in a long line with their bundles of laundry at the washing station. (Trace Lina's path from her home to Budloe Street.)
- Lina turned up Hafter Street, where the four streetlamps were still out... ((Lina turned up Hafter Street, so she must be going north.)
- But as she went into Otterwill Street, she saw something that made her slow down. A man was standing on the steps of the Gathering Hall, shouting and howling... (Continue tracing Lina's trip going north on Hafter towards Otterwill.)
- She headed towards Night Street, which ran along Greengate Square. (Which direction will Lina turn on Otterwill if she is heading towards Night Street?)
- Two blocks beyond, she came to a store that had no sign in its window. (Since Lina is going two blocks beyond Night Street she must have followed it to the end of Night Street. Trace this with your pencil.)
- Lina recognized him. He was the one who'd given her the message for the mayor on her very first day of work. His name was Hooper-no, Looper, that was it. (Find Looper's Shop and trace the next stage of Lina's journey.)
- She turned to go, and that was when she saw that the baby was no longer in the store.
- She darted into the street and looked in both directions.
- Maybe down toward Greengate Square, where there were more people walking around. She began to run.
- Then suddenly her hand touched empty air. This would be Dedlock Street.
- Lina ran toward Greengate Square... (Lina leaves Looper's Shop and heads towards Greengate Square. Which way is she going on Dedlock Street?)
- On the Bee Street side of the square stood a few people....Lina ran up to them and asked her question. (Find Bee Street. Trace the shortest path from Dedlock to Bee Street.)
- and through the door came someone leading Poppy by the hand.
- ". . . Anyway, thank you so much for rescuing her."
"Anyone would have," said Doon. (Backtrack up to Doon's apartment.)

How do you think Lina felt on this race in the dark through Ember?




Things to Think About

- Was Mayor Cole correct in calling the people together after the 7 minute blackout? Why or why not?

- What could Mayor Cole tell the people to help relieve their fears?

- Why is the city running out of supplies and breaking down?
 - Things to Remember
 - Page 1 - "They must not leave the city for at least two hundred years," said the chief builder. "Or perhaps two hundred and twenty."
 - Page 35 - The result was that no one really knew anymore exactly what day of the week it was, or exactly how many years it had been since the building of the city - they called this the year 241, but it might have been 245 or 239 or 250.



Lesson 4 - The Interrupted Quotation

In this lesson you will learn how to write sentences when the source phrase, or the "who said" words, divides the quotation.

Study these examples.

"It was an important thing," she would say, "the thing that was lost."

"But," said Lina, "if you don't know what it was how will you know when you've found it?"

"No," said Granny, "I don't want her to keep me company."

Discussion

The Five Rules for Writing Direct Quotations

Rule 1	Rule 2	Rule 3	Rule 4	Rule 5
Add quotation marks.	Separate source phrase from quote.	Capitalize the first word of the direct quotation.	Add end marks.	Add needed capitalization and punctuation.

- Do the 5 Rules for Writing Direct Quotations apply to the sentences above?
- Notice that when the source phrase interrupts, or divides the quotation, it is set off by two commas from the words actually said. One comma follows the first part of what the speaker actually said, and is placed before the closing set of quotation marks. The second comma immediately follows the source phrase.
- A period (.), question mark (?), or exclamation mark (!) is placed at the end of the sentence **before** the ending quotation mark.
- The first word of the direct quotation is capitalized, however, the first word of the second part of the direct quotation is not capitalized because it is not the first word of the quotation.

Rule 1 Find the direct quotation. Place quotation marks around (" ") the quote.

What I wanted, said one voice, was some paint for my front door.

Yes, said the other voice wistfully, blue would be nice.

Rule 2 Separate the source phrase from the direct quotation. Remember when the source phrase interrupts, or divides the quotation, it is set off by two commas from the words actually said.

Practice Rules 1 and 2 by placing quotation marks and commas in the sentences below.

Gone mad Lina heard someone say yes, completely mad.

Hush, Poppy she said we mustn't stare.

Sometimes said Looper I have colored pencils for sale.

Rule 3 Capitalize the first word of the direct quotation. Most of the time the first word of the second part of the direct quotation is not capitalized because it is not the first word of the sentence. Exceptions to this are words that are always capitalized such as the word I, special nouns, etc.

Now practice Rules 1, 2, and 3 by adding quotation marks, commas, and capital letters in the following sentences. Show which letters should be capitalized by adding the three line editing mark (≡) below each letter that should be capitalized.

all right Lina told the man i'll take one.

the blue one she said and the yellow one - no the . . . the . . .

no he shrugged I didn't notice.

no Lina said she wandered away before the lights went out.

Rule 4 Place a period (.), question mark (?), or exclamation mark (!) at the end of the sentence **before** the ending quotation mark.

Practice Rules 1, 2, 3, and 4 by placing quotation marks around (" ") the quote, separating the source phrase from the direct quotation with commas, capitalizing the first word of the direct quotation(≡), and placing a period (.), question mark (?), or an exclamation mark (!) at the end of the sentence **before** the ending quotation mark.

yes said one of the women who'd been singing with the Believers babies need watching

oh someone else said a toddler

yes said Lina holding her tightly you're all right now

Rule 5 Remember all other capitalization and punctuation rules.

Proofread the following sentences of conversation. Put in editing marks(≡) to show which letters should be capitalized. Insert all commas, apostrophes, periods, question marks, exclamation marks, and quotation marks where needed.

1. sweetie lina said sweetly youre all right now
2. no one knew who she belonged to he said so i took her into my fathers shop
3. anyway lina told doon thank you so much for rescuing her
4. well lina said thank you again
5. hey the flute player added you shouldnt leave her alone
6. yes said lina youre right
7. people of ember the mayor said again need to stick together in such times
8. slight difficulties someone said requires great patience from us all

9. but i stand here today the mayor went on to reassure you

10.solutions the people in front called to the people in back are being found

Practice what you have learned in Lessons 1, 2, and 3. Read the following sentences. Decide where to insert capitalization and punctuation.

1. move fast his father said

2. father said doon as they hurried along the mayor is a fool, dont you think

3. not lie, at least doon said

4. doons father smiled that would be a good start

5. it makes me so angry said doon

6. for good reason said doon

7. hes just trying to keep us quiet said another

8. granny said lina suddenly uneasy wheres the baby

9. oh came grannys voice from the depths of the closet shes here

10.poppy said lina let me see that

11.lina asked was that in the box poppy

12.yes the baby chortled